Lewe Labs

Bootstrap Visuals

Lewe Bootstrap Visuals for WordPress provides shortcodes and a block for Bootstrap 5 visual components.

2026-11-24

Contents

Introduction
Installation
Shortcodes
- Accordion
- Accordion Item
- Alert
- Badge
- Blockquote
- Button
- Button Group
- Card
- Code
- Collapse
- Column
- Container
- Highlight
- Lead
- List
- Modal
- Panel
- Popover
- Progress Bar
- Row
- Spinner
- Table
- Table Wrap
- Text
- Tooltip

Color Styles
Upgrading from 3.x
Support

Introduction

Lewe Bootstrap Visuals for WordPress adds Bootstrap 5.3 visual components to WordPress through shortcodes and a Gutenberg block. It is a styling plugin: the components use the official Bootstrap 5.3 markup and a curated Bootstrap CSS subset, compiled with the `bsv-` prefix so it does not collide with themes or other plugins.

The plugin ships a small vanilla JavaScript bundle for the interactive components (modal, collapse, accordion, alert dismissal, tooltip and popover). It does **not** load Bootstrap's JavaScript, Popper or jQuery.

Version 4.0.0 requires **WordPress 6.7+** and **PHP 8.2+**.

> **WordPress Listing**
>
> https://wordpress.org/plugins/shortcode-bootstrap-visuals/ (https://wordpress.org/plugins/shortcode-bootstrap-visuals/)

Shortcodes and blocks

All 25 components are available as shortcodes. The same components are exposed through the **Bootstrap Visuals** block in the block editor, with a curated attribute subset; the shortcode attribute set remains complete.

Start with the shortcode reference, or read Installation first.

Support

Support requests go to https://desk.lewe.com (https://desk.lewe.com). The plugin's About page under **Settings** → **Bootstrap Visuals** links to the same destination.

Credits

Credits go to the teams at WordPress (https://wordpress.org/) and Bootstrap (https://getbootstrap.com/) for providing such excellent software for free.

Installation

Requirements

- WordPress 6.7 or newer
- PHP 8.2 or newer
- A current evergreen browser for the interactive components

Backend installation

1. Go to **Plugins** → **Add New** in WordPress.
2. Search for **Lewe Bootstrap Visuals**.
3. Click **Install Now**, then **Activate**.

Manual installation

1. Download the plugin ZIP from the WordPress listing (https://wordpress.org/plugins/shortcode-bootstrap-visuals/) or from your release package.
2. Go to **Plugins** → **Add New** → **Upload Plugin** and select the ZIP.
3. Click **Install Now**, then **Activate**.

If you upload the ZIP over an existing 3.0.1 installation, WordPress offers **Replace current with uploaded** when the installed plugin folder is `shortcode-bootstrap-visuals`. Existing pages do not need to be edited.

Upgrading from 3.x

See Upgrading from 3.x. The shortcode tags and attributes are preserved, the old `lewe_bsv_options` row is removed automatically on the first admin request after the upgrade, and no content migration is required.

After activation

The plugin has no settings. Open **Settings** → **Bootstrap Visuals** for the version, shortcode summary, documentation and support links.

Shortcodes

Every component is available as a shortcode. Shortcodes can be nested where the component accepts content, for example buttons inside a button group or accordion items inside an accordion.

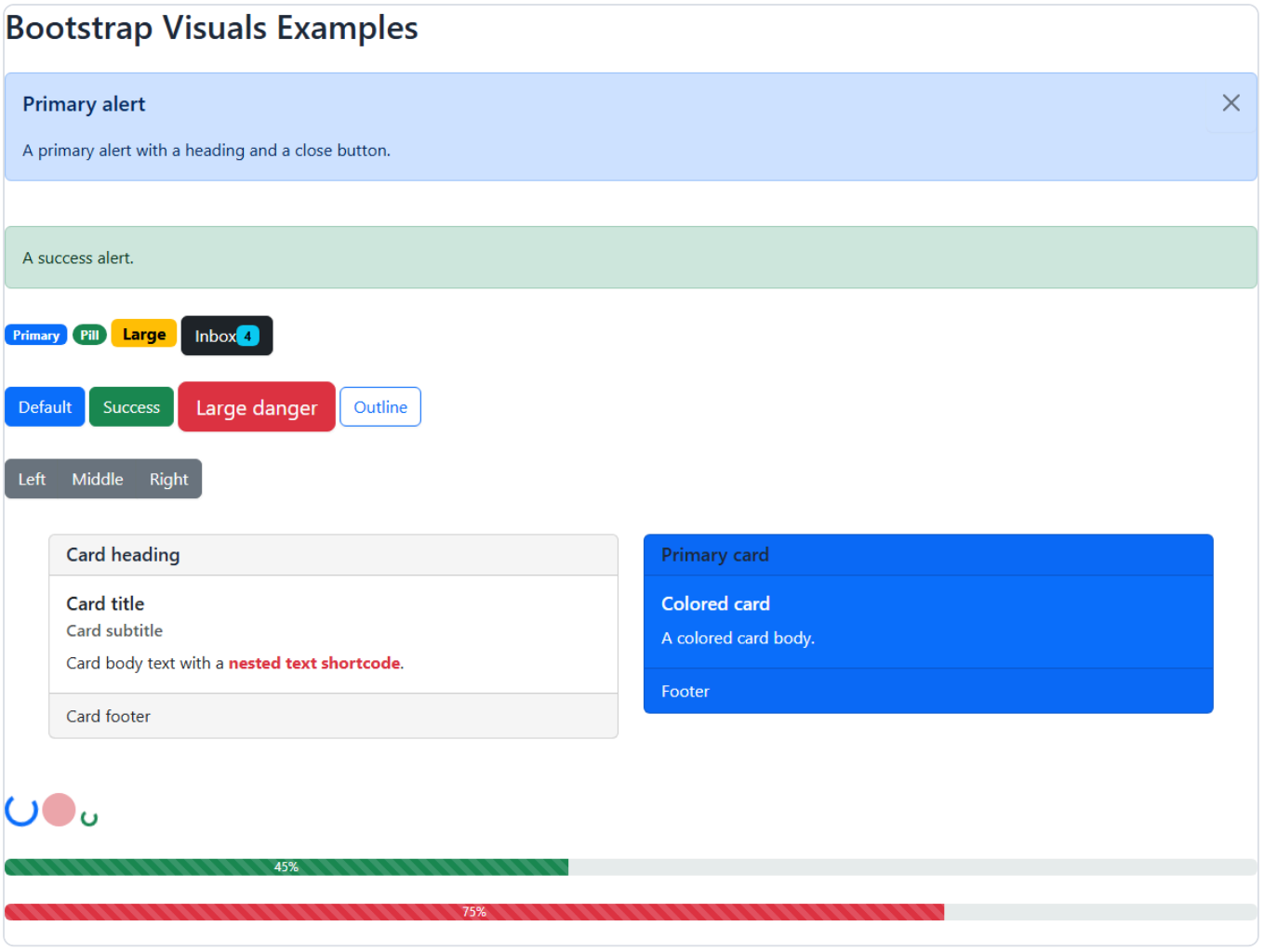

Alerts, badges, buttons, button groups, cards, spinners and progress bars

All 25 shortcodes

Component	Shortcode	Since
Accordion	`[bsv-accordion]`	4.0.0
Accordion item	`[bsv-accordion-item]`	4.0.0
Alert	`[bsv-alert]`	1.0.0
Badge	`[bsv-badge]`	1.0.0
Blockquote	`[bsv-blockquote]`	1.0.0
Button	`[bsv-button]`	1.0.0
Button group	`[bsv-button-group]`	2.0.0
Card	`[bsv-card]`	1.0.0
Code	`[bsv-code]`	1.0.0
Collapse	`[bsv-collapse]`	1.0.0
Column	`[bsv-column]`	1.0.0
Container	`[bsv-container]`	1.0.0
Highlight	`[bsv-highlight]`	2.0.0
Lead	`[bsv-lead]`	2.0.0
List	`[bsv-list]`	2.0.0
Modal	`[bsv-modal]`	1.0.0
Panel	`[bsv-panel]`	1.0.0
Popover	`[bsv-popover]`	2.0.0
Progress bar	`[bsv-progress]`	1.0.0
Row	`[bsv-row]`	1.0.0
Spinner	`[bsv-spinner]`	2.0.0

Component	Shortcode	Since
Table	`[bsv-table]`	2.0.0
Table wrap	`[bsv-table-wrap]`	2.0.0
Text	`[bsv-text]`	2.0.0
Tooltip	`[bsv-tooltip]`	2.0.0

Browse by category

Layout: `bsv-container`, `bsv-row`, `bsv-column`

Content: `bsv-alert`, `bsv-badge`, `bsv-blockquote`, `bsv-card`, `bsv-code`, `bsv-highlight`, `bsv-lead`, `bsv-list`, `bsv-panel`, `bsv-table`, `bsv-table-wrap`, `bsv-text`

Interactive: `bsv-accordion`, `bsv-accordion-item`, `bsv-button`, `bsv-button-group`, `bsv-collapse`, `bsv-modal`, `bsv-popover`, `bsv-progress`, `bsv-spinner`, `bsv-tooltip`

Conventions

- Boolean attributes use `yes` and `no`; the default is always `no` unless the parameter table says otherwise.
- Width and height values accept `px`, `%`, `em` and `rem`, for example `width="400px"` or `width="50%"`.
- Colors accept three- or six-digit hex values and `rgb()` values.
- Shortcode content is escaped with `wp_kses_post`; raw HTML is not supported in shortcode content.
- Every emitted class uses the `bsv-` prefix.

Accordion

An accordion groups collapsible sections and shows one section at a time. It is a wrapper around `[bsv-accordion-item]` shortcodes.



Accordion example

Example

```
[bsv-accordion id="my-accordion"]
[bsv-accordion-item title="First section" show="yes"]First content.[/bsv-accordion-item]
[bsv-accordion-item title="Second section"]Second content.[/bsv-accordion-item]
[/bsv-accordion]
```

Format

```
[bsv-accordion id=""]items here[/bsv-accordion]
```

Parameters

Parameter	Description	Default
`id`	Optional element ID. When empty, a unique `bsv-accordion-N` ID is generated.	*generated*

The accordion uses real `<button>` controls with `aria-expanded` and `aria-controls`, one open item at a time, and ArrowUp/ArrowDown/Home/End keyboard navigation. The panel content remains readable when JavaScript is unavailable.

Accordion Item

One section inside an `[bsv-accordion]`. The item must be nested inside the accordion wrapper.



Accordion item example

Example

```
[bsv-accordion]
[bsv-accordion-item title="Details" heading_level="h3" show="yes"]The content.[/bsv-accordion-item]
[/bsv-accordion]
```

Format

```
[bsv-accordion-item parameter="value" ...]your content here[/bsv-accordion-item]
```

Parameters

Parameter	Description	Default
`id`	Optional panel ID. When empty, a unique `bsv-accordion-item-N` ID is generated.	*generated*
`title`	The button text.	*empty*
`show`	Open this item initially: `yes` or `no`. Opening one item closes its siblings.	`no`
`heading_level`	Heading wrapper for the button: `h1`–`h6`.	`h2`

The content is passed through `wp_kses_post`.

Alert

An alert displays a styled message. The content between the opening and closing tags is shown inside the alert; an optional heading is rendered above it.

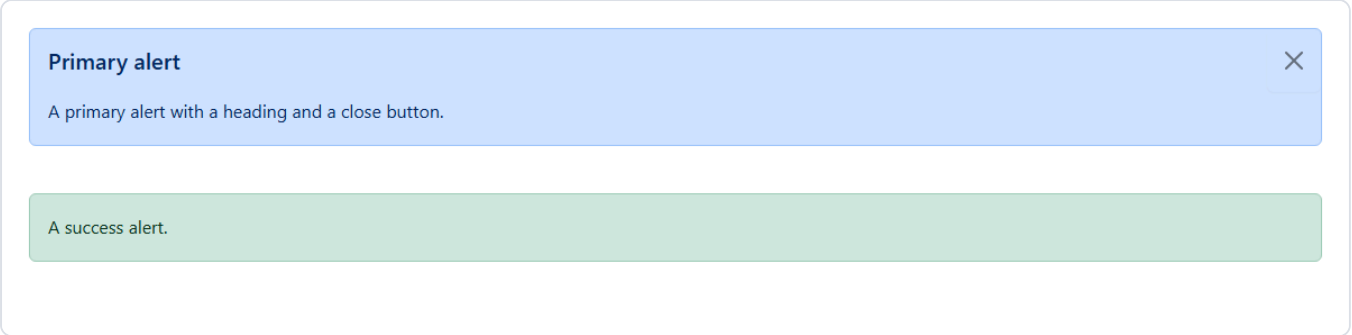

Alert examples

Example

```
[bsv-alert style="info" heading="Heads up" dismissible="yes"]This is an alert.[/bsv-alert]
```

Format

```
[bsv-alert parameter="value" ...]your text here[/bsv-alert]
```

Parameters

Parameter	Description	Default
`style`	Bootstrap color style: `primary`, `secondary`, `success`, `danger`, `warning`, `info`, `light`, `dark`.	`primary`
`heading`	Optional heading text.	*empty*
`heading_level`	HTML heading level for the heading: `h1`–`h6`.	`h4`
`dismissible`	Show a close button and allow the alert to be dismissed: `yes` or `no`. The close button is hidden when JavaScript is unavailable.	`no`
`width`	Optional width using `px`, `%`, `em` or `rem`, for example `50%` or `400px`.	*full width*

The alert content is passed through `wp_kses_post`.

Badge

A badge is a small label. It can be combined with a button or a heading, and can use a custom size and custom colors.



Badge examples

Examples

```
[bsv-badge style="danger"]New![/bsv-badge]
```

```
[bsv-badge style="warning" display_as="button" button_link="https://www.lewe.com"
target="_blank" prefix="Button"]1234[/bsv-badge]
```

```
[bsv-badge style="success" type="pill" display_as="h4" prefix="Notice"
size="lg"]1234[/bsv-badge]
```

Format

```
[bsv-badge parameter="value" ...]your content here[/bsv-badge]
```

Parameters

Parameter	Description	Default
`style`	Bootstrap color style: `primary`, `secondary`, `success`, `danger`, `warning`, `info`, `light`, `dark`.	`primary`
`type`	Badge shape: `badge` or `pill`.	`badge`
`size`	Badge size: `sm`, `lg`, or a numeric scale from `0.5` to `3` (rendered in `em`). Invalid values are ignored.	*empty*
`display_as`	Wrap the badge in a button (`button`) or a heading (`h1` – `h6`).	*empty*
`prefix`	Text placed before the badge when `display_as` is a button or heading.	*empty*
`button_style`	Style of the wrapper button: any of the eight Bootstrap styles.	`primary`
`button_link`	Optional URL for the wrapper button.	*empty*
`target`	Link target for the wrapper button: `_self`, `_blank`, `_parent`, `_top`.	`_self`
`custom_text_color`	Custom text color: three/six-digit hex or `rgb()`.	*empty*
`custom_bg_color`	Custom background color: three/six-digit hex or `rgb()`.	*empty*

When `display_as="button"` is used without `button_link`, the wrapper is a `<button>`; with a link it is an `<a>` and receives `rel="noopener noreferrer"` for `target="_blank"`.

Blockquote

A styled quotation with an optional caption and a left/right pull style.

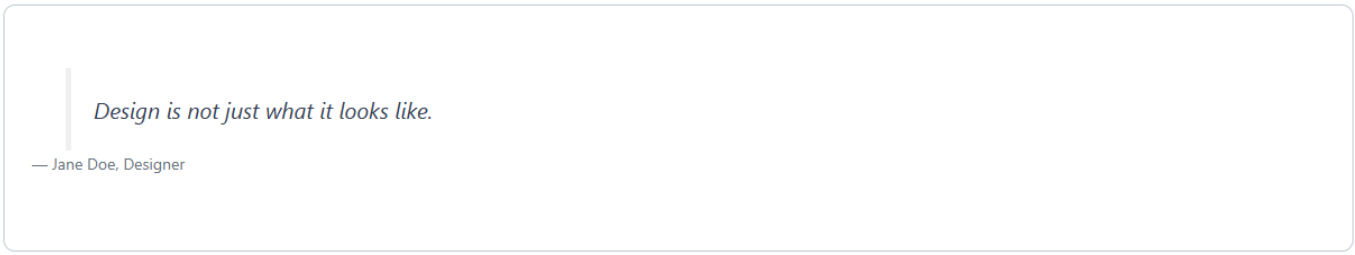

Blockquote example

Example

```
[bsv-blockquote cite="Jane Doe" cite_title="Jane Doe, Designer"]Design is not just what it looks like.[/bsv-blockquote]
```

Format

```
[bsv-blockquote parameter="value" ...]Your quote here[/bsv-blockquote]
```

Parameters

Parameter	Description	Default
`cite`	The citation text. The caption is rendered only when this is not empty.	*empty*
`cite_title`	Optional caption text used instead of `cite`.	*empty*
`pull`	Pull the quote to the side: `left` or `right`.	*empty*

The quote content is passed through `wp_kses_post`. There is no source URL attribute in 4.0.0.

Button

A Bootstrap button, either a plain button or a link.

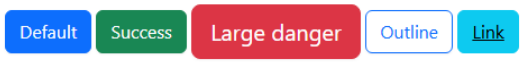

Button examples

Examples

```
[bsv-button style="info" size="sm"]Small[/bsv-button]
```

```
[bsv-button custom_text_color="#ffffff" custom_bg_color="#000099"]Custom blue[/bsv-button]
```

```
[bsv-button style="success" link="https://www.lewe.com" target="_blank" outline="yes" tooltip="Go to Lewe.com"]Lewe.com[/bsv-button]
```

Format

```
[bsv-button parameter="value" ...]your content here[/bsv-button]
```

Parameters

Parameter	Description	Default
`style`	Bootstrap color style: `primary`, `secondary`, `success`, `danger`, `warning`, `info`, `light`, `dark`.	`primary`
`size`	Button size: `sm` or `lg`.	*default*
`link`	Optional URL. Without a link the component renders a `<button>`.	*empty*
`target`	Link target: `_self`, `_blank`, `_parent`, `_top`.	`_self`
`tooltip`	Tooltip text for the button. The old literal `no` value no longer creates a tooltip.	*empty*
`outline`	Use the outline style: `yes` or `no`.	`no`
`custom_text_color`	Custom text color: three/six-digit hex or `rgb()`.	*empty*
`custom_bg_color`	Custom background color: three/six-digit hex or `rgb()`.	*empty*

`target="_blank"` adds `rel="noopener noreferrer"`.

Button Group

A wrapper that displays several `[bsv-button]` shortcodes as one unit.

For the border radius to join correctly, do not put line breaks between the button shortcodes.



Button group example

Example

```
[bsv-button-group][bsv-button]1[/bsv-button][bsv-button]2[/bsv-button][bsv-button]3[/bsv-button][/bsv-button-group]
```

Format

```
[bsv-button-group styles=""]your bsv-button shortcodes here[/bsv-button-group]
```

Parameters

Parameter	Description	Default
`styles`	Optional inline CSS. Only a safe allowlist of layout and color declarations is kept; values with quotes, URLs or expressions are removed.	*empty*

The group renders with `role="group"` and the `bsv-btn-group` class.

Card

A Bootstrap card with optional header, image, title, subtitle and footer.

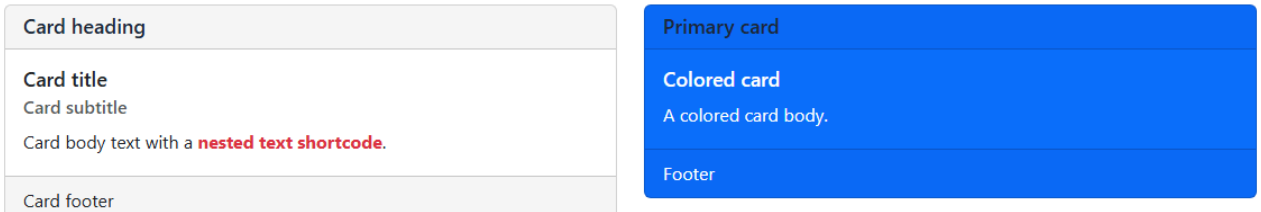

Card examples

Examples

```
[bsv-card heading="Heading" title="Title" subtitle="Subtitle" footer="Footer"]This is the card content.[/bsv-card]
```

```
[bsv-card heading="Heading" width="400px" style="info" img="/wp-content/uploads/2019/12/duelmen.jpg"]City Gate[/bsv-card]
```

Format

```
[bsv-card parameter="value" ...]your content here[/bsv-card]
```

Parameters

Parameter	Description	Default
`style`	Optional Bootstrap color style: `primary`, `secondary`, `success`, `danger`, `warning`, `info`, `light`, `dark`. An empty value renders a plain card.	*empty*
`heading`	Optional card header text.	*empty*
`heading_level`	Heading level for the header: `h1`–`h6`.	`h5`
`title`	Optional card title.	*empty*
`title_level`	Heading level for the title: `h1`–`h6`.	`h5`
`subtitle`	Optional card subtitle.	*empty*
`subtitle_level`	Heading level for the subtitle: `h1`–`h6`.	`h6`
`width`	Optional width using `px`, `%`, `em` or `rem`.	*full width*
`float_left`	Float the card left: `yes` or `no`.	`no`
`outline`	Use the outline variant: `yes` or `no`. Only applies when `style` is set.	`no`
`img`	URL of an image displayed above the card body.	*empty*
`footer`	Optional card footer text.	*empty*

In 4.0.0 a card without `style` is a plain card. The old behavior that forced the primary style is gone.

Code

Displays inline code or a code block. The content is escaped, so markup is shown literally.

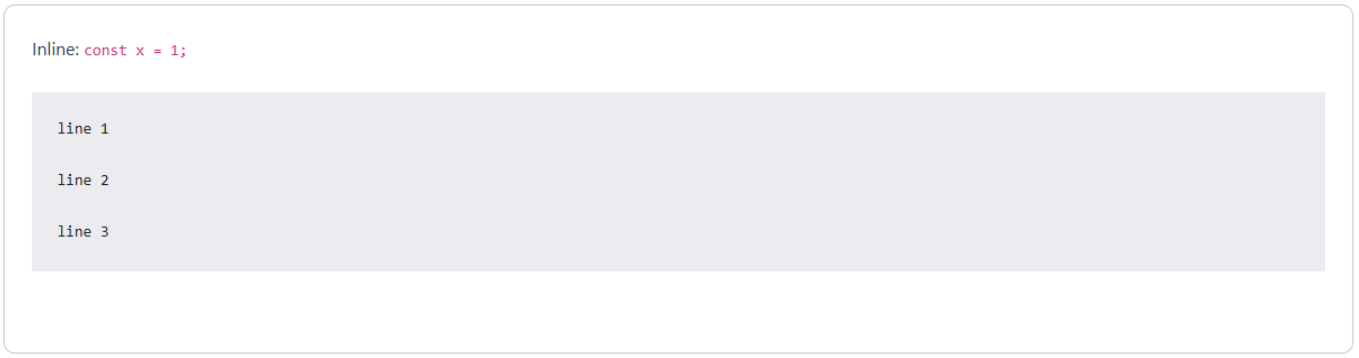

Code examples

Examples

```
Use [bsv-code]add_action()[/bsv-code] to register a hook.
```

```
[bsv-code block="yes" scrollable="yes"]line one
line two
line three[/bsv-code]
```

Format

```
[bsv-code parameter="value" ...]your code here[/bsv-code]
```

Parameters

Parameter	Description	Default
`block`	Render a `<pre><code>` block instead of inline `<code>`.	`no`
`scrollable`	Add the scrollable class to a block. Only applies when `block="yes"`.	`no`

Line breaks in block content are preserved. Content is escaped with `esc_html()`; do not use it for HTML that should be rendered.

Collapse

A toggle button with a collapsible panel.

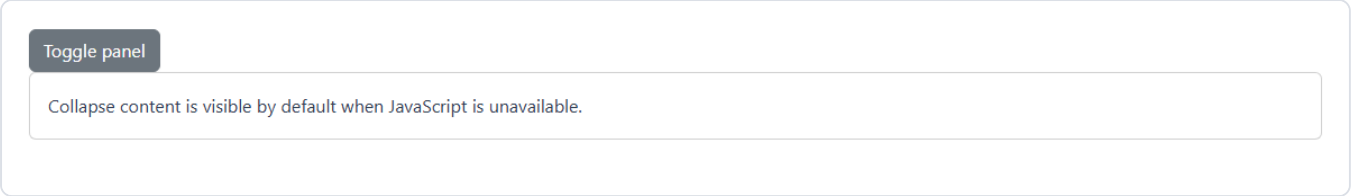

Collapse example

Example

```
[bsv-collapse title="Show details" button_style="secondary" show="no"]The hidden content.[/bsv-collapse]
```

Format

```
[bsv-collapse parameter="value" ...]your content here[/bsv-collapse]
```

Parameters

Parameter	Description	Default
`id`	Optional panel ID. When empty, a unique `bsv-collapse-N` ID is generated.	*generated*
`title`	The toggle button text.	`Click to toggle`
`button_style`	Bootstrap style for the button: any of the eight styles.	`primary`
`show`	Open the panel initially: `yes` or `no`.	`no`

The button uses `aria-expanded` and `aria-controls`. Without JavaScript the panel content is readable and the toggle is hidden.

Column

A grid column. Columns must be placed inside a `[bsv-row]`, usually inside a `[bsv-container]`.



Grid columns example

Example

```
[bsv-container]
[bsv-row]
[bsv-column size="12" md="6"]Left[/bsv-column]
[bsv-column size="12" md="6"]Right[/bsv-column]
[/bsv-row]
[/bsv-container]
```

Format

```
[bsv-column parameter="value" ...]your content here[/bsv-column]
```

Parameters

Parameter	Description	Default
`size`	Base column span from `1` to `12`. Leave empty for an auto-width `bsv-col`.	`12`
`sm`	Span from `1` to `12` at the `sm` breakpoint.	*empty*
`md`	Span from `1` to `12` at the `md` breakpoint.	*empty*
`lg`	Span from `1` to `12` at the `lg` breakpoint.	*empty*
`xl`	Span from `1` to `12` at the `xl` breakpoint.	*empty*
`xxl`	Span from `1` to `12` at the `xxl` breakpoint.	*empty*
`offset`	Offset from `0` to `11`.	*empty*
`class`	Extra CSS classes, space-separated.	*empty*

Invalid spans are ignored; an invalid base span falls back to `12`.

Container

A Bootstrap container for the grid.

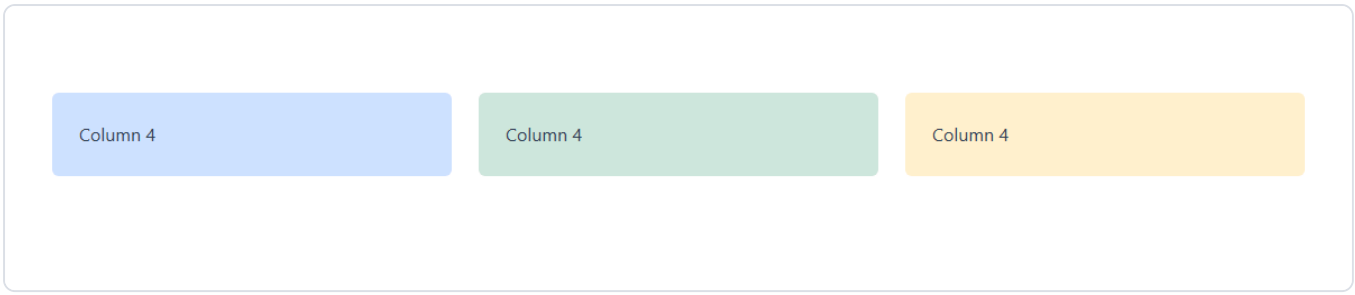

Container and grid example

Example

```
[bsv-container fluid="yes" class="my-wrapper"]Content[/bsv-container]
```

Format

```
[bsv-container parameter="value" ...]your content here[/bsv-container]
```

Parameters

Parameter	Description	Default
`fluid`	Use a full-width container: `yes` or `no`.	`no`
`class`	Extra CSS classes, space-separated.	*empty*

Content is passed through `wp_kses_post`.

Highlight

Marks text with the Bootstrap highlight style. The shortcode has no parameters.

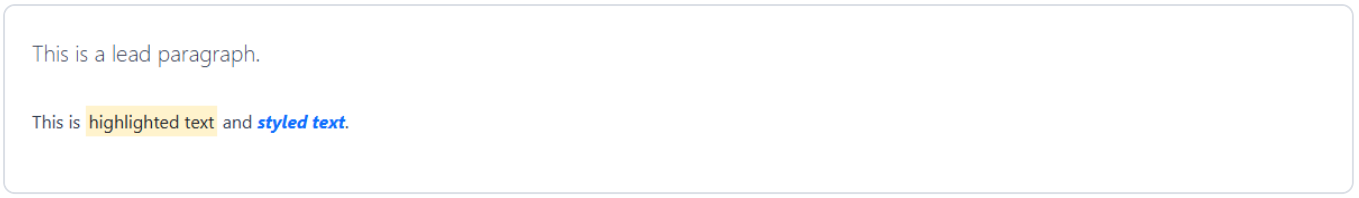

Highlight and text examples

Example

```
This word is [bsv-highlight]highlighted[/bsv-highlight].
```

Format

```
[bsv-highlight]your text here[/bsv-highlight]
```

The content is escaped with `esc_html()` and wrapped in `<mark class="bsv-mark">`.

Lead

Renders a lead paragraph. The shortcode has no parameters.

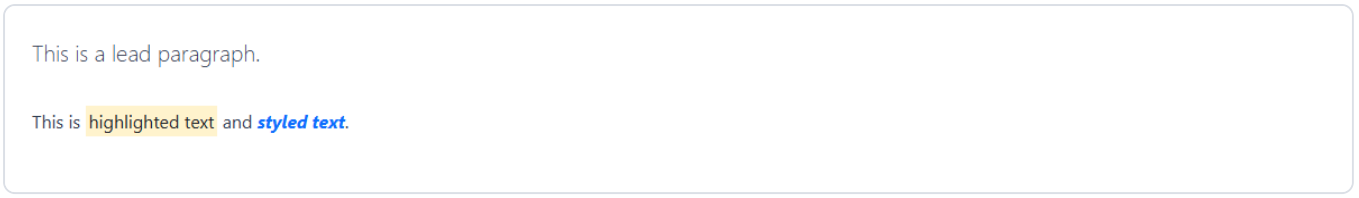

Lead paragraph example

Example

```
[bsv-lead]A larger introductory paragraph.[/bsv-lead]
```

Format

```
[bsv-lead]your text here[/bsv-lead]
```

The content is passed through `wp_kses_post`.

List

An unordered list with Bootstrap list styles. Put `<li>` items in the shortcode content.

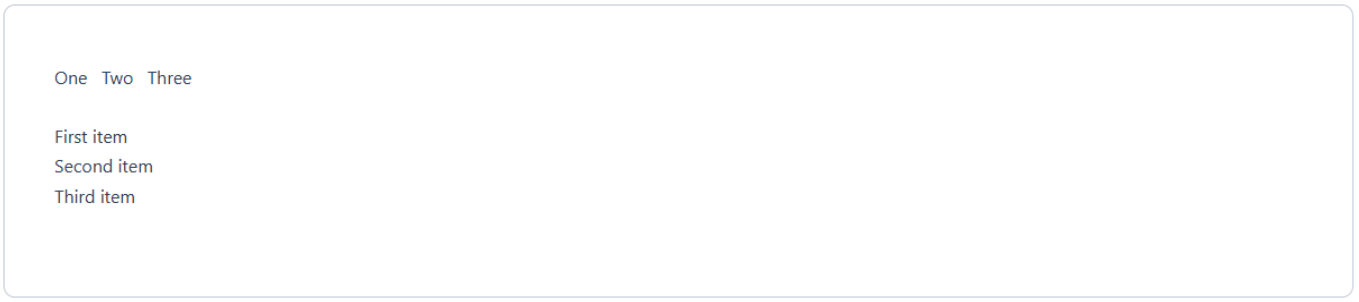

List examples

Example

```
[bsv-list type="unstyled"]<li>First</li><li>Second</li>[/bsv-list]
```

```
[bsv-list type="" inline="yes"]<li>One</li><li>Two</li><li>Three</li>[/bsv-list]
```

Format

```
[bsv-list parameter="value" ...]<li>item</li>...[/bsv-list]
```

Parameters

Parameter	Description	Default
`type`	Set to `unstyled` for an unstyled list; any other value renders a plain list.	`unstyled`
`inline`	Render the items inline: `yes` or `no`.	`no`

The content is passed through `wp_kses_post`; `<li>` markup is allowed.

Modal

A modal dialog with its trigger button. The shortcode renders both the button and the dialog.



Open modal dialog

Example

```
[bsv-modal title="Details" button_text="Open details" button_style="info"
size="lg"]The modal content.[/bsv-modal]
```

Format

```
[bsv-modal parameter="value" ...]your content here[/bsv-modal]
```

Parameters

Parameter	Description	Default
`id`	Optional dialog ID. When empty, a unique `bsv-modal-N` ID is generated.	*generated*
`title`	The dialog title.	*empty*
`size`	Dialog width: `sm`, `lg` or `xl`.	*default*
`button_text`	Text of the trigger button.	`Open Modal`
`button_style`	Style of the trigger button: any of the eight Bootstrap styles.	`primary`

The dialog opens with a backdrop, locks body scroll, moves focus inside, traps Tab, closes on Escape or the close button, and restores focus to the trigger. `aria-modal`, `role="dialog"` and `aria-labelledby` are set. Without JavaScript the content is readable and the close button is hidden.

Panel

`[bsv-panel]` is the legacy alias of `[bsv-card]`. It accepts a smaller attribute set and renders a card.



Panel example

Example

```
[bsv-panel heading="Panel heading" title="Panel title" footer="Footer"]Panel content[/bsv-panel]
```

Format

```
[bsv-panel parameter="value" ...]your content here[/bsv-panel]
```

Parameters

Parameter	Description	Default
`style`	Optional Bootstrap color style.	*empty*
`heading`	Optional header text.	*empty*
`heading_level`	Header heading level: `h1` – `h6`.	`h3`
`title`	Optional title.	*empty*
`title_level`	Title heading level: `h1` – `h6`.	`h3`
`footer`	Optional footer text.	*empty*

The old `textstyle`, `bgstyle`, `border*`, `borderstyle`, `borderradius`, `classes`, `styles` and `id` attributes from 3.x are no longer supported. Use `[bsv-card]` for the full attribute set.

Popover

Adds a Bootstrap-style popover to a piece of text. The shortcode content is the trigger element; the popover title and body are attributes.



Popover example

Examples

```
[bsv-popover title="More information" content="This is the popover body."
placement="top" trigger="click"]Click me[/bsv-popover]
```

```
[bsv-popover title="Hint" content="Shown on hover or focus." trigger="hover"]Hover
me[/bsv-popover]
```

Format

```
[bsv-popover parameter="value" ...]trigger text[/bsv-popover]
```

Parameters

Parameter	Description	Default
`title`	Popover title.	*empty*
`content`	Popover body text.	*empty*
`placement`	`top`, `right`, `bottom` or `left`.	`top`
`trigger`	`click`, `hover` or `focus`.	`click`

The trigger is focusable and receives `tabindex="0"`, `aria-describedby` while open, and `role="tooltip"` on the popover. Escape closes it. Without JavaScript the trigger text remains readable.

Progress Bar

A Bootstrap progress bar. Use `value` and `max` instead of the old 3.x `progress` attribute.



Progress bar examples

Examples

```
[bsv-progress]
```

```
[bsv-progress style="danger" striped="yes" animated="yes" height="2rem" value="43"
max="100" label="43%"]
```

Format

```
[bsv-progress parameter="value" ...]
```

Parameters

Parameter	Description	Default
`value`	Current value. Clamped between `0` and `max`.	`0`
`max`	Maximum value. Values below `1` are treated as `1`.	`100`
`style`	Optional Bootstrap color style for the bar.	*empty*
`striped`	Use a striped bar: `yes` or `no`.	`no`
`animated`	Animate the stripes: `yes` or `no`. Implies `striped`.	`no`
`label`	Label inside the bar. Defaults to the rounded percentage.	*percentage*
`height`	Optional bar height using `px`, `%`, `em` or `rem`.	*default*

The bar exposes `role="progressbar"`, `aria-valuenow`, `aria-valuemin` and `aria-valuemax`.

Row

A grid row. Place `[bsv-column]` shortcodes inside it.

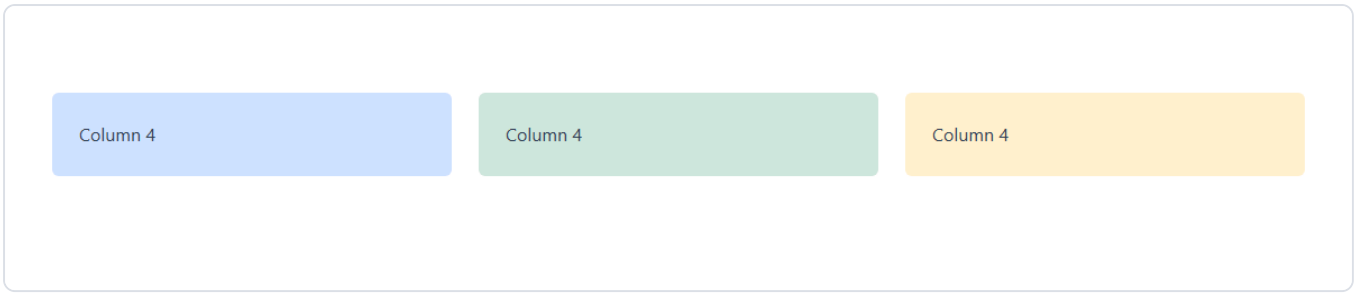

Grid row example

Example

```
[bsv-row class="align-items-center"][bsv-column md="6"]Left[/bsv-column][bsv-column md="6"]Right[/bsv-column][/bsv-row]
```

Format

```
[bsv-row parameter="value" ...]columns here[/bsv-row]
```

Parameters

Parameter	Description	Default
`class`	Extra CSS classes, space-separated.	*empty*

Content is passed through `wp_kses_post`.

Spinner

A Bootstrap spinner. The available attributes changed in 4.0.0; use `type`, `size` and `label` instead of the old `shape`, `button` and `buttontext` attributes.



Spinner examples

Examples

```
[bsv-spinner]
```

```
[bsv-spinner type="grow" style="danger" size="lg" label="Loading results"]
```

Format

```
[bsv-spinner parameter="value" ...]
```

Parameters

Parameter	Description	Default
`type`	Spinner shape: `border` or `grow`.	`border`
`style`	Bootstrap color style: any of the eight styles.	`primary`
`size`	Size: `sm` or `lg`.	*default*
`label`	Screen-reader text.	`Loading...`

The spinner is a status element with `role="status"` and a visually hidden label. To place a spinner inside a button, wrap the spinner in `[bsv-button]`.

Table

Wraps table markup in the Bootstrap table styles.



Name	Value
Alpha	1
Beta	2

Table example

Example

```
[bsv-table striped="yes" hover="yes" bordered="yes" responsive="yes"]
<table>
  <thead><tr><th>Name</th><th>Value</th></tr></thead>
  <tbody><tr><td>One</td><td>1</td></tr></tbody>
</table>
[/bsv-table]
```

Format

```
[bsv-table parameter="value" ...]<table>...</table>[/bsv-table]
```

Parameters

Parameter	Description	Default
`striped`	Add row striping: `yes` or `no`.	`no`
`bordered`	Add cell borders: `yes` or `no`.	`no`
`hover`	Add row hover state: `yes` or `no`.	`no`
`small`	Use compact cells: `yes` or `no`.	`no`
`responsive`	Wrap the table in a responsive container: `yes` or `no`.	`no`
`style`	Optional table color style: any of the eight Bootstrap styles.	*empty*

The content is passed through `wp_kses_post`; table markup is allowed.

Table Wrap

Wraps existing table markup in a responsive container without adding table classes. Use `[bsv-table]` when you want the Bootstrap table styles as well.

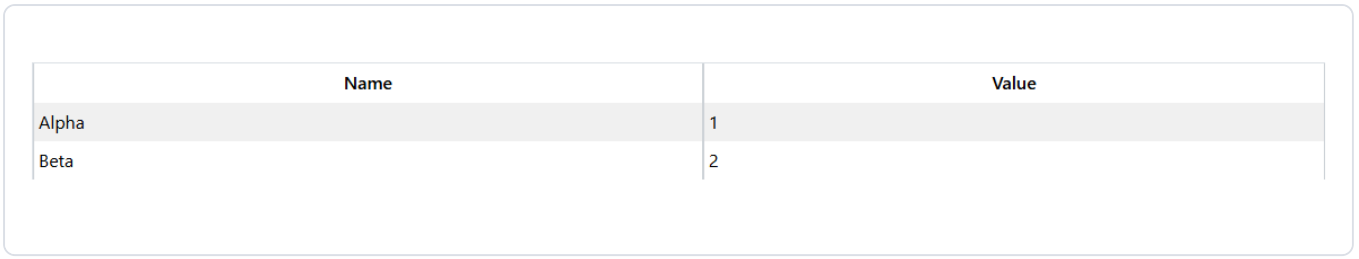

Name	Value
Alpha	1
Beta	2

Responsive table wrapper example

Example

```
[bsv-table-wrap]<table>...</table>[/bsv-table-wrap]
```

Format

```
[bsv-table-wrap parameter="value" ...]<table>...</table>[/bsv-table-wrap]
```

Parameters

Parameter	Description	Default
`responsive`	Wrap the content in a responsive container: `yes` or `no`.	`yes`

The content is passed through `wp_kses_post`.

Text

Applies Bootstrap text utilities to inline content. Without any valid attribute the content is returned unchanged.

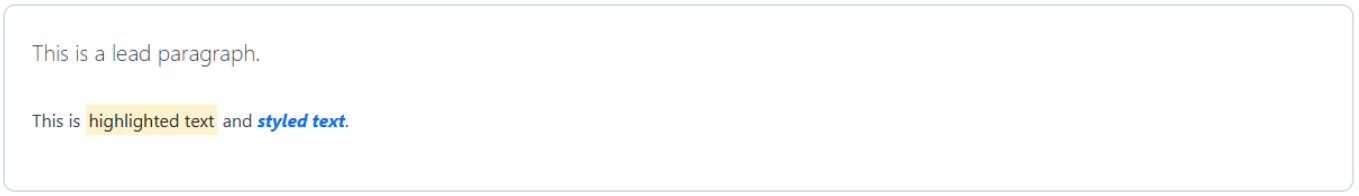

Text style examples

Examples

```
[bsv-text]Plain text[/bsv-text]
```

```
[bsv-text color="danger" emphasis="italic"]Important[/bsv-text]
```

Format

```
[bsv-text parameter="value" ...]your text here[/bsv-text]
```

Parameters

Parameter	Description	Default
`color`	Text color: the eight Bootstrap styles, plus `muted` and `white`.	*empty*
`bg`	Background color: the eight Bootstrap styles.	*empty*
`align`	Text alignment: `start`, `center`, `end`.	*empty*
`transform`	Text transformation: `lowercase`, `uppercase`, `capitalize`.	*empty*
`weight`	Font weight: `bold`, `bolder`, `normal`, `light`, `lighter`.	*empty*
`emphasis`	`italic`, `underline`, `line-through` or `strikethrough`.	*empty*

The content is passed through `wp_kses_post`.

Tooltip

Adds a small tooltip to a piece of text. The shortcode content is the trigger.

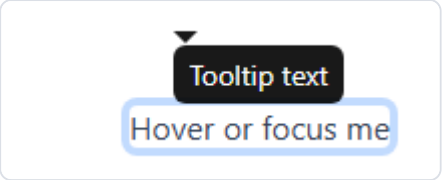

Tooltip example

Example

```
[bsv-tooltip title="More information" placement="top"]Hover or focus me[/bsv-tooltip]
```

Format

```
[bsv-tooltip parameter="value" ...]trigger text[/bsv-tooltip]
```

Parameters

Parameter	Description	Default
`title`	Tooltip text. When empty, no tooltip is created.	*empty*
`placement`	`top`, `right`, `bottom` or `left`.	`top`

The trigger is focusable and receives `tabindex="0"` and `aria-describedby` while the tooltip is open. The tooltip has `role="tooltip"`; Escape closes it. Without JavaScript the trigger text remains readable.

Color Styles

Most components accept a `style` attribute with one of the eight Bootstrap 5.3 color styles:

`primary`, `secondary`, `success`, `danger`, `warning`, `info`, `light`, `dark`



Badges and buttons in the eight Bootstrap 5.3 color styles

The styles follow the official Bootstrap 5.3 values. Components that support custom colors (`bsv-button`, `bsv-badge`) accept `custom_text_color` and `custom_bg_color` with three- or six-digit hex values or `rgb()` values.

See the Bootstrap color documentation (https://getbootstrap.com/docs/5.3/customize/color/) for the palette reference.

Upgrading from 3.x

Version 4.0.0 is a rewrite, but the public shortcode surface is preserved:

- All 23 existing shortcode tags and their attributes keep working.
- Existing page content does not need to be edited.
- `bsv-button-group` and `bsv-accordion-item` are available for new content.

What changes

- The stylesheet is compiled from Bootstrap 5.3 with the `bsv-` prefix. Some colors and spacing values are corrected from the stale hand-written CSS; the layout remains equivalent for existing shortcodes.
- `[bsv-callout]` and `[bsv-jumbo]` are removed. They no longer had a working Bootstrap component in 3.0.1; use `[bsv-alert]` and `[bsv-card]` instead.
- The plugin no longer loads Bootstrap JavaScript or jQuery. Its own vanilla controllers provide alert dismissal, collapse, modal, accordion, tooltip and popover behavior.
- The settings screen is replaced by a read-only About page under **Settings** → **Bootstrap Visuals**. The `lewe_bsv_options` option is deleted on the first admin request after the upgrade and again on uninstall.

Upgrade procedure

1. Deactivate the 3.0.1 plugin.
2. Upload the 4.0.0 ZIP and replace the existing plugin, or delete the old plugin folder and upload the new one. Page content stays in the database.
3. Activate 4.0.0.
4. Open any admin page once so the legacy option is removed.

If WordPress reports “Destination folder already exists” and does not offer “Replace current with uploaded”, a stale folder exists in `wp-content/plugins/shortcode-bootstrap-visuals`. Delete that folder (or the plugin via **Plugins** → **Installed Plugins**) and upload the ZIP again. No page content is removed by deleting the plugin.

Support

Support for Lewe Bootstrap Visuals is handled at:

https://desk.lewe.com (https://desk.lewe.com)

The same link appears on the plugin's About page under **Settings → Bootstrap Visuals**, in the plugin row on the Plugins screen, and in the WordPress.org listing.