Jira Hosts

You can configure any number of Jira hosts to connect to from your site. Your WordPress site must be able to connect to these hosts.

After the Lewe Jira Connector has been installed, there is a new post type “Jira Hosts” in the admin menu.

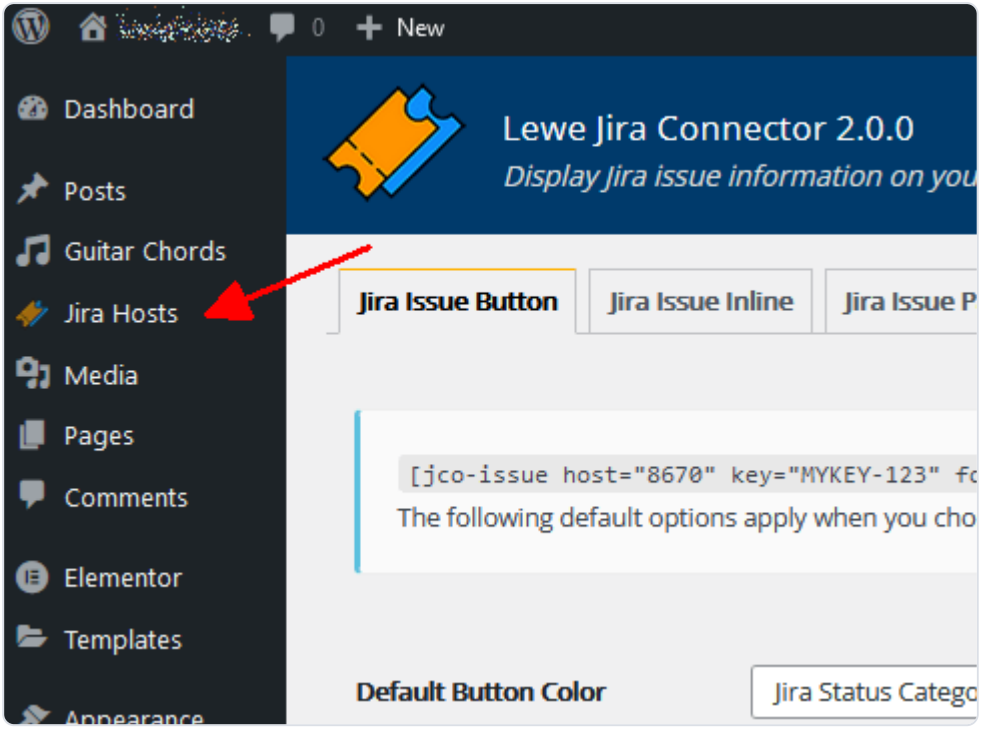

Adding a Jira Host

Go to **Jira Connector** → **Jira Hosts** → **Add New Host** and fill in the fields.

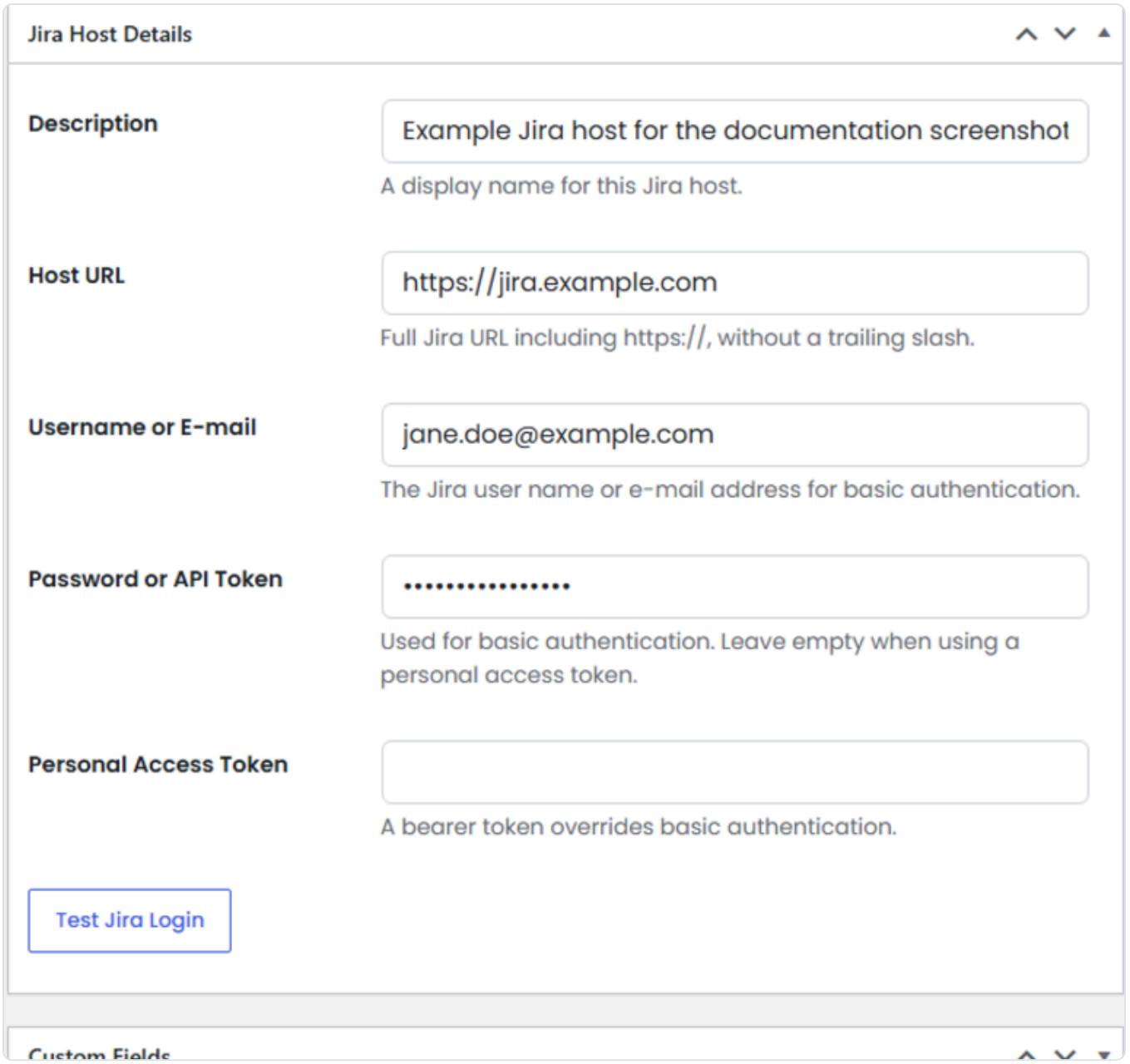

Jira Host Details

Parameters

Parameter	Description
Description	A speaking name for this entry, used to identify it.
Host URL	The complete URL for the Jira host, including `http://` or `https://`.
Username or E-mail	The username you use to log in to that Jira host. Leave it empty if the host allows public access and the issues you want to retrieve are publicly available too.
Password or API Token	The password (Jira Server, Jira Data Center) or the API token (https://support.atlassian.com/atlassian-account/docs/manage-api-tokens-for-your-atlassian-account/) (Jira Cloud) for the user name.
Personal Access Token	A personal access token (PAT) for hosts that require one. A bearer token overrides basic authentication. Read more about Personal Access Tokens (https://confluence.atlassian.com/enterprise/using-personal-access-tokens-1026032365.html).

Testing the Connection

After saving the host, click **Test Jira Login** in the Jira Connector menu and select the host. The test page shows the current user, the deployment type and whether the credentials work. It never shows the stored password or token.

Remember the Host ID

Each Jira host gets a unique post ID. You can see it in the host list and in the browser address bar when you edit the host. You need this ID for the `host` parameter of the shortcodes and in the block settings.

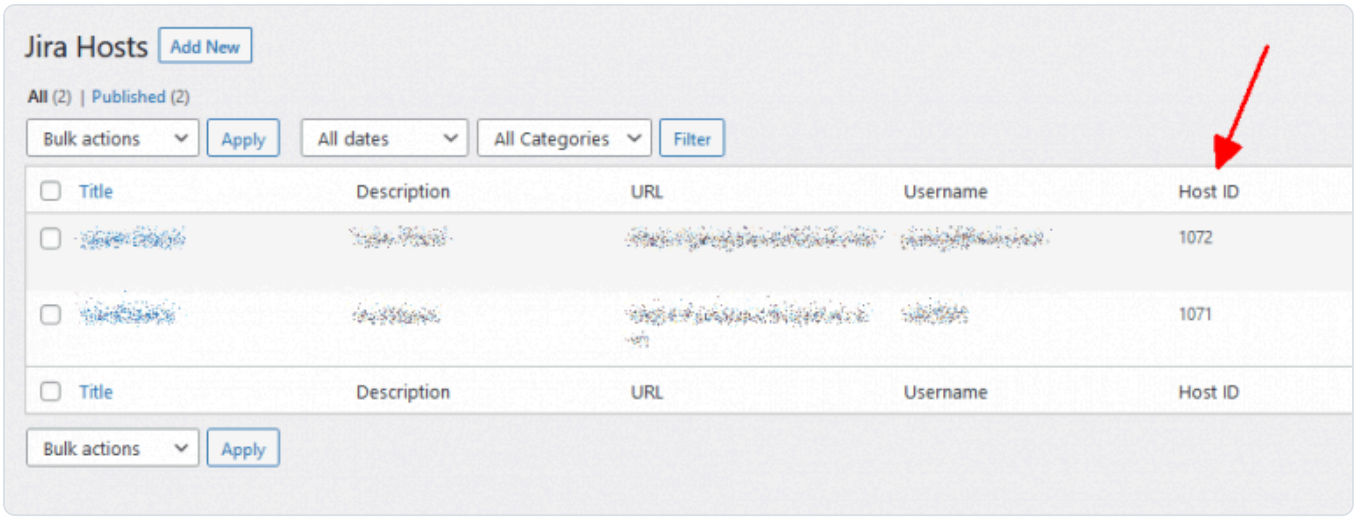

How Credentials Are Used

The host URL and credentials are stored in the WordPress database and are only sent to the configured Jira host in request headers. Issue icons are streamed through the plugin's icon proxy so that browser visitors never see the credentials, and the proxy only accepts icon URLs on the configured host.

If your site is behind a page cache, clear the plugin cache after changing a host URL or credentials so the next page view uses the new values.

Last updated: 2026-11-18 22:33