jco-issue

Description

With the jco-issue shortcode you can display a single Jira issue on your page or post. You can select between three formats: button, inline and panel.

The button format works without a license. The inline and panel formats need an active license.

Examples and Outputs

```
[jco-issue host="317" key="EX-123" format="button"]
```



Button format

```
[jco-issue host="317" key="EX-123" format="inline"]
```

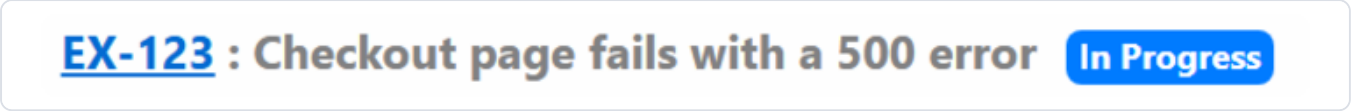

Inline format

```
[jco-issue host="317" key="EX-123" format="panel"]
```

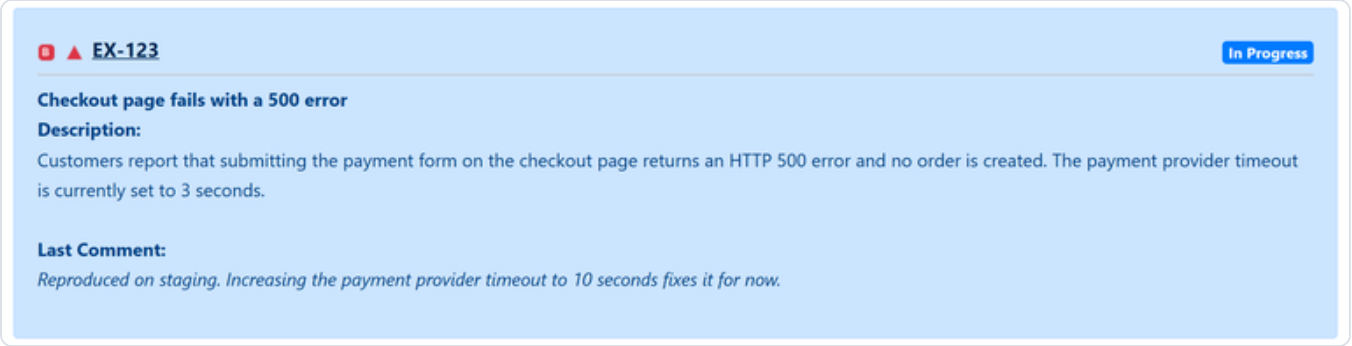

Panel format

All three formats on one page:

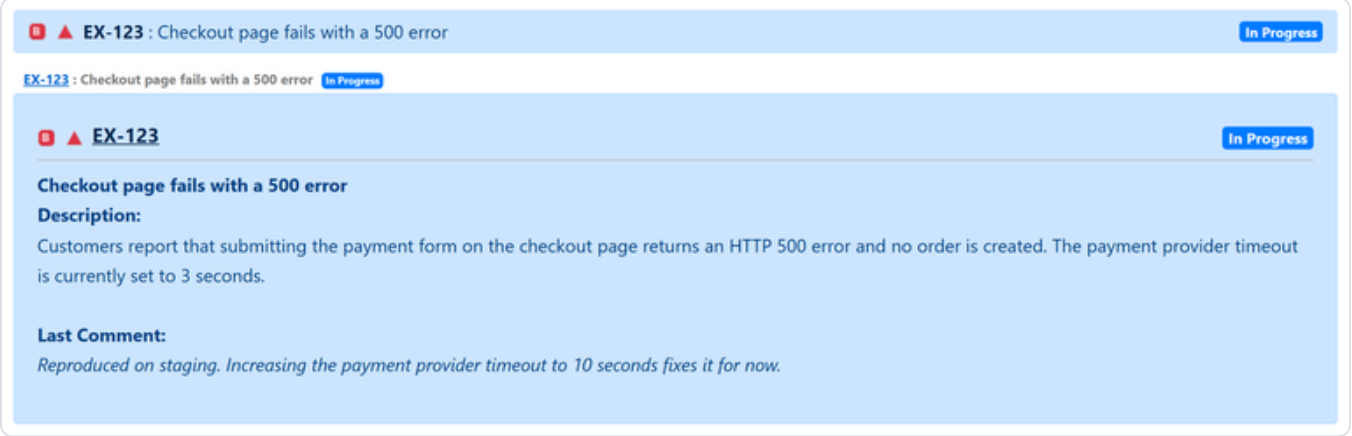

Button, inline and panel displays

Format

```
[jco-issue parameter="value" ...]
```

Parameters

Parameter	Description	Default
color	Custom Bootstrap color for the output. Overwrites the global setting for this shortcode.	*no value*
description	The amount of characters to show from the description of the Jira issue. Only works with *format = panel*. Overwrites the global setting for this shortcode.	240
format	Display format for this Jira issue: • button • inline • panel	button
host	* Mandatory. The post ID of the Jira host	*no value*
key	* Mandatory. The Jira issue key	*no value*
linktojira	If set to 1 or true, link the issue key to the issue in Jira. Set to 0 or false to remove the link. Overwrites the global setting for this shortcode.	global setting
outline	If set to 1 or true, no fill color is used. Only works with *format = button*.	false
summary	The amount of characters to show from the summary of the Jira issue. Set to 0 to hide the summary.	40

Parameter	Description	Default
	Works with *format = button* and *format = inline*.	

The inline format uses the Issue Button color and summary length. See Options.

Gutenberg Block

In the block editor you can insert the **Jira Issue** block and select the format and the same options in the block sidebar. See Gutenberg Blocks.

Last updated: 2026-11-18 22:33