Login and Registration

Open LeweAuto in a browser and use the login page. The login method depends on the administrator's configuration.

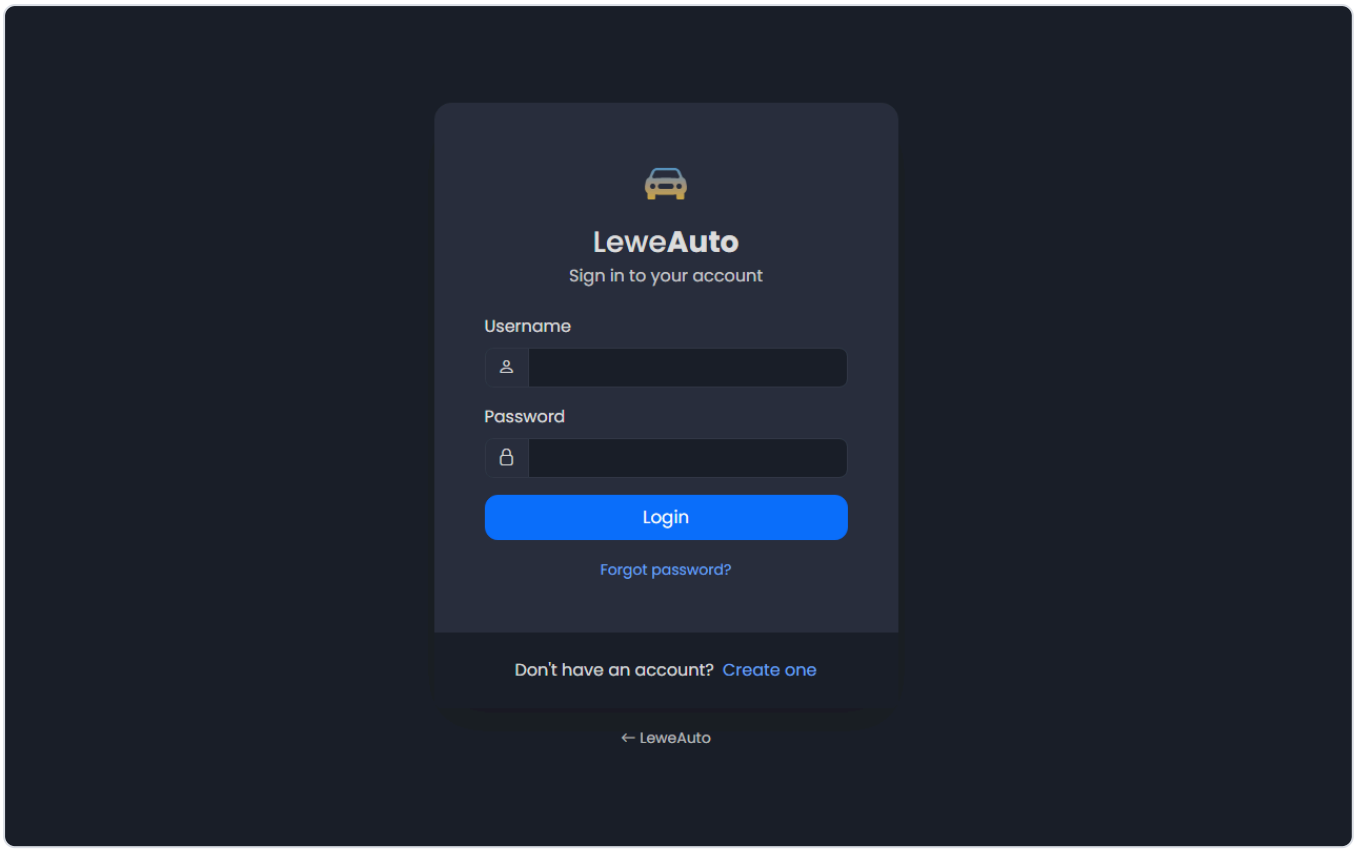

Sign in

1. Enter your **username** and **password**
2. Click **Login**

The session is kept in an HttpOnly cookie. The default lifetime is two hours (`SESSION_EXPIRATION=7200`); after that you have to sign in again. **Log out** in the avatar menu ends the session immediately.

> If the administrator enabled LDAP, the login page says **LDAP authentication is active**. If OIDC is enabled, use **Login with SSO**. The `admin` account always logs in with a local password.

Forgot password

1. Click **Forgot password?**
2. Enter the email address of your account
3. Click **Send reset link**

If the address belongs to a **local** account, LeweAuto sends a link that is valid for **one hour** and can be used once. The page always shows the same message, so it does not reveal whether an address is registered. Accounts that authenticate through LDAP or OIDC have their password managed by the provider and do not receive a reset link.

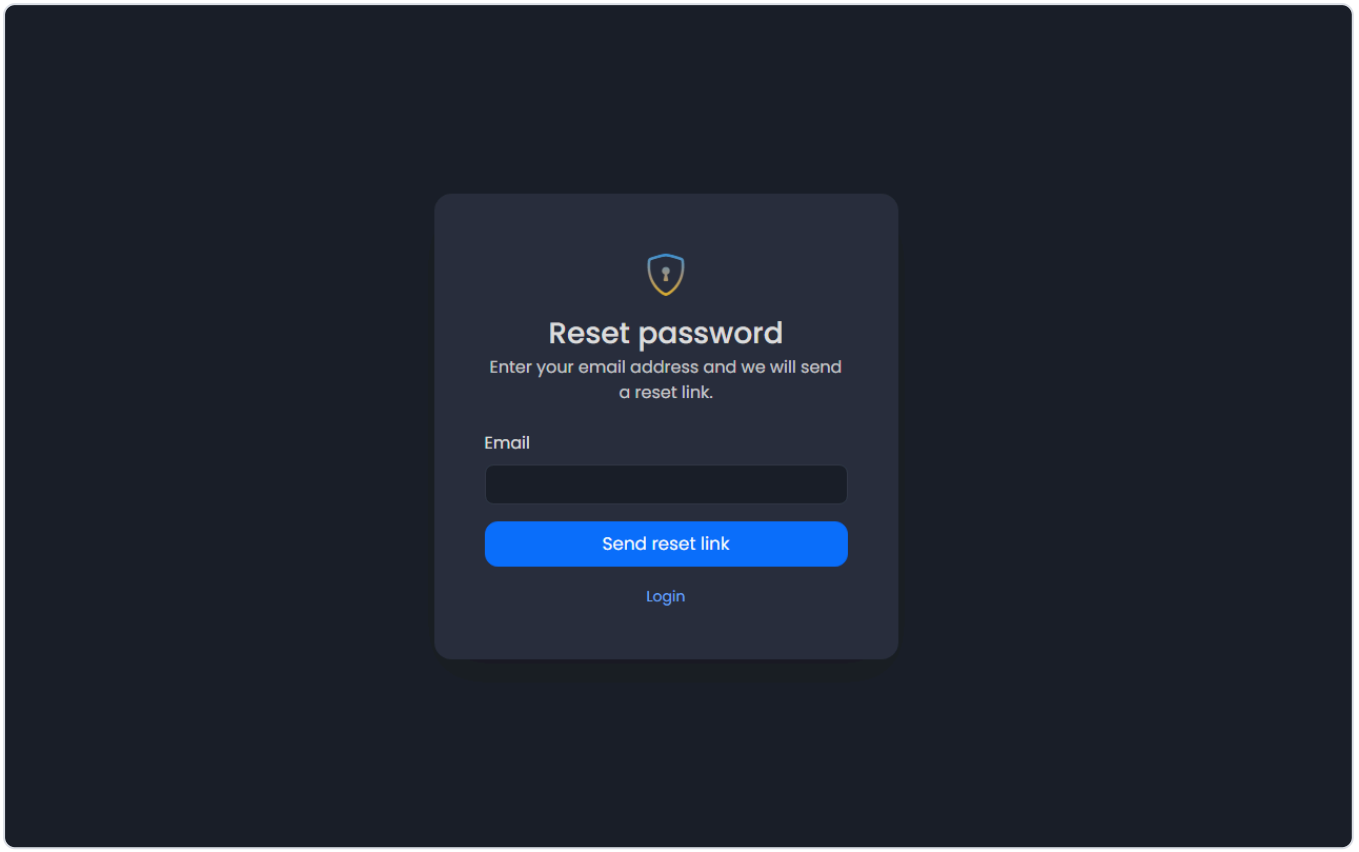

Open the link, enter the new password twice and click **Set new password**. The password must have at least 8 characters. A **Password was changed** email follows.

Create an account

Self-registration is **enabled by default**. The administrator can switch it off; when it is off, the login page has no **Create one** link.

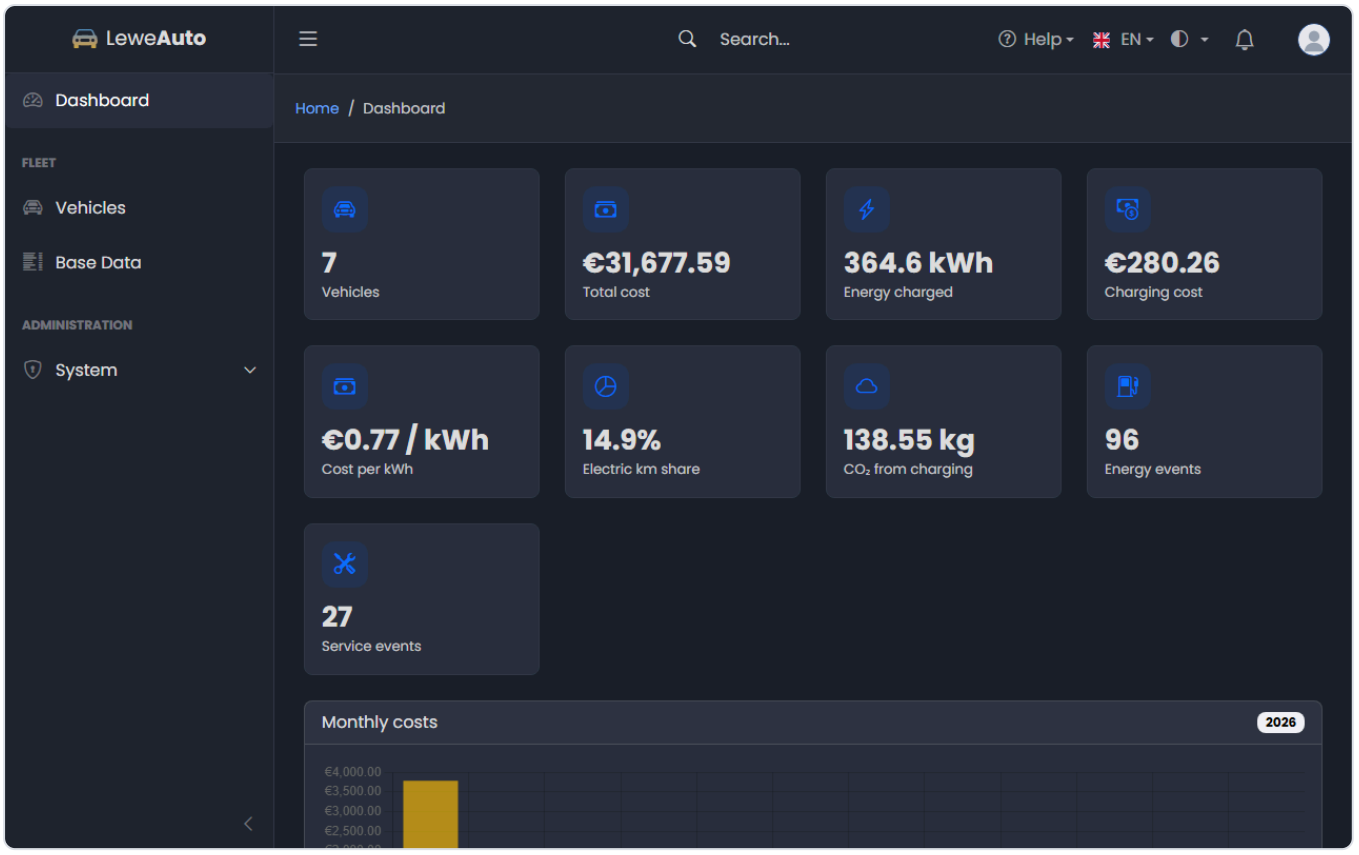

Field	Rule
Username	3-50 characters: letters, digits, underscore, dot and hyphen. Unique.
Email	Valid address, at most 100 characters, unique.
Password	At least 8 characters; both password fields must match.

A new account receives the **User** role. An administrator can change the roles and groups later. Self-registration is disabled when LDAP or OIDC is active and in the limited license mode.

Login protection

Wrong passwords and repeated requests are counted per client address. With the default settings, after **10 attempts within 15 minutes** the address receives HTTP 429 until the window has passed. The administrator can change the limit in Settings or switch it off with `0`.

The login form uses a CSRF token. Requests from another site cannot reuse your session. Do not keep a login page open indefinitely; reload it if a login attempt fails unexpectedly.

Troubleshooting

Problem	What to do
"Invalid credentials"	Check the username and password. LDAP/OIDC users need the provider account.
No reset email	Check the spam folder; the account may be external, or mail is not configured.
"Too many attempts"	Wait for the rate-limit window or ask an administrator.
Login page says maintenance	Only administrators may sign in. Ask an administrator when it ends.
Session ends quickly	The session lifetime or the server clock may be misconfigured.
Two-factor code rejected	Check the device clock; TOTP codes depend on accurate time.

Last updated: 2026-11-24 19:48